

LAUNDRY/UTILITY ROOM LIST

Attention to detail is critical to the success of your project. Our professional staff will use this checklist to ensure your vision becomes a reality.

FOR YOUR WASHER/DRYER AREA

1. What type of washer/dryer set will you have? Stackable Front Loaders Top Loaders Front Loaders on pedestals
 - a. If you have front loaders, Which direction does the washer door open? Left Right
 - b. If you have front loaders, Which direction does the dryer door open? Left Right

SINK AREA

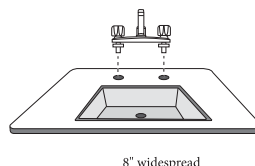
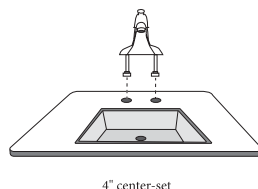
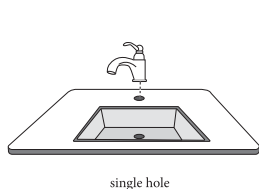
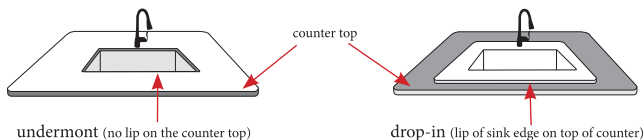
1. Do you have a counter top? sink?
2. Are you keeping | replacing the counter top? sink? Both?
3. Do you currently or plan on having a utility sink/laundry tub? yes | no
 - a. Is it a undermount or drop-in sink?
 - b. What type of faucet would you like (if need please see images below)? 8" Widespread Single Hole 4" Center-set
 - c. Do you have a faucet finish in mind? Chrome Brushed Nickel Oil Rubbed Bronze
4. Are you looking to add a pet washing area for a large or small pet? yes | no

STORAGE / CABINETRY


1. What color are do you currently have or have in mind for the finished room? _____
 2. Do you currently have cabinets? shelving that you want to change? yes | no
 3. Do you have any restraints in your laundry room? Door swings, tight space, etc.
-

LIGHTING & ACCESSORIES

1. Do you plan on updating the lighting? yes | no
2. Do you have or want to add a place to iron? yes | no
3. Do you have or want to add a place to fold clothes? yes | no



Use the graph below for layout planning



NOTES
